



Acoustic
Baffles
with a twist

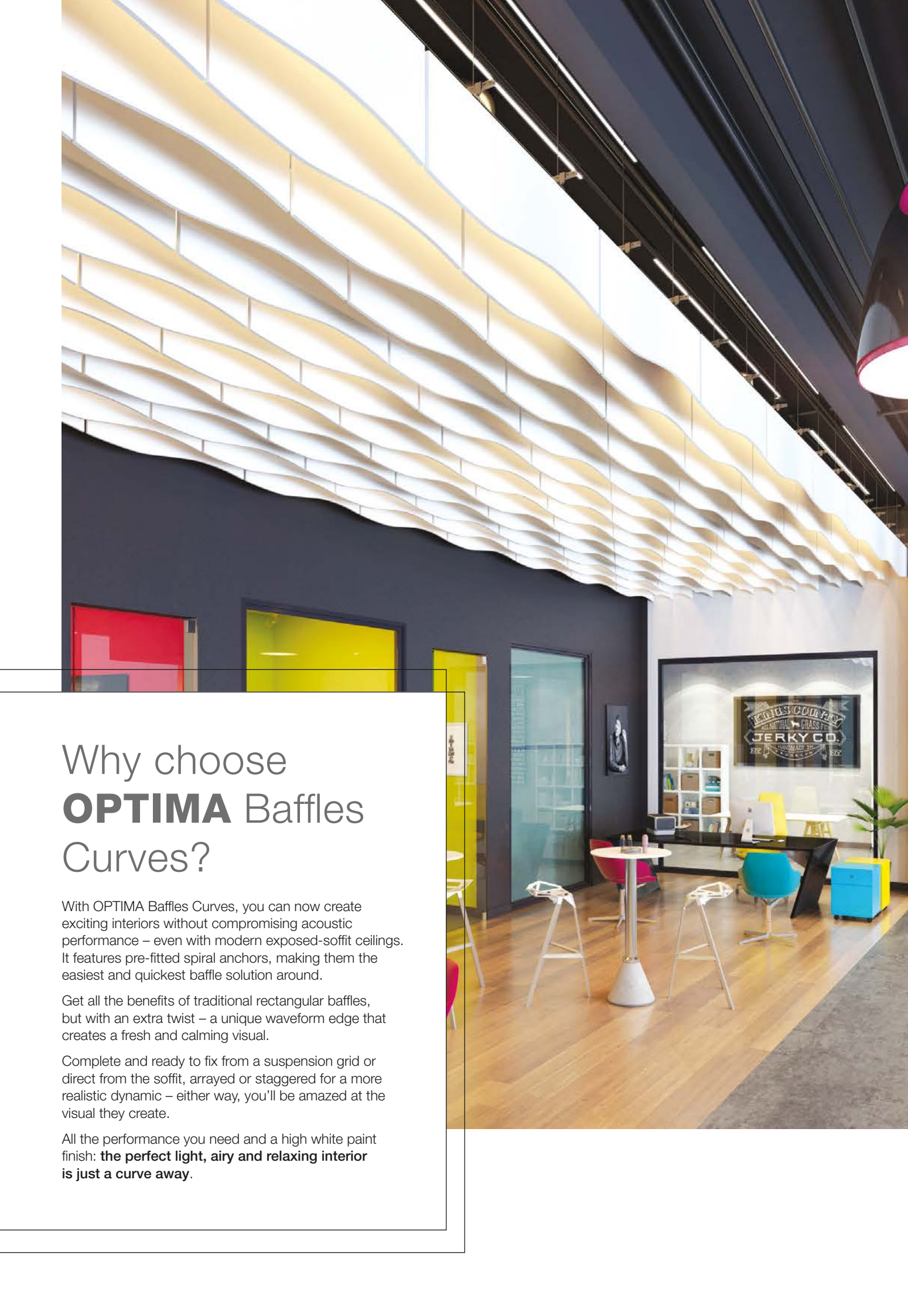
OPTIMA Baffles Curves

BENEFITS

- Fresh and innovative visual transforms busy spaces.
- Integrated spiral anchors factory fitted for easy alignment and installation.
- Great for transport hubs, schools, offices and any large open space with exposed soffits.
- Design flexibility and acoustical control.

Inspiring Great Spaces™

Armstrong®



Why choose **OPTIMA** Baffles Curves?

With OPTIMA Baffles Curves, you can now create exciting interiors without compromising acoustic performance – even with modern exposed-soffit ceilings. It features pre-fitted spiral anchors, making them the easiest and quickest baffle solution around.

Get all the benefits of traditional rectangular baffles, but with an extra twist – a unique waveform edge that creates a fresh and calming visual.

Complete and ready to fix from a suspension grid or direct from the soffit, arrayed or staggered for a more realistic dynamic – either way, you'll be amazed at the visual they create.

All the performance you need and a high white paint finish: **the perfect light, airy and relaxing interior is just a curve away.**

Physical data

Item numbers

Item nr.	Dimensions (mm)	Pieces / carton	Weight
CS5163	400 x 1200 x 40	2pcs/ctn	2,3 kg/pc
CS5164	400 x 1800 x 40	2pcs/ctn	3,5 kg/pc

Other dimensions and shapes available on request.

Colour* White (WH)

Edge Painted on edges

- Kit content**
- Individual Installation:
 - 1 Hanging wire kit required for 2 Baffles:
 - CS 5135 - 4x hanging wires
 - 4x cable adjusters
 - 4x cable finishing hooks

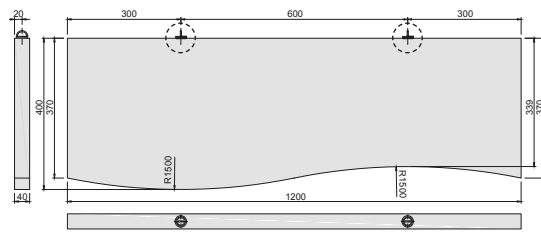
- Grouped Installation:
 - For complete list of components please refer to the Installation Guide

Hanging kits to be ordered separately

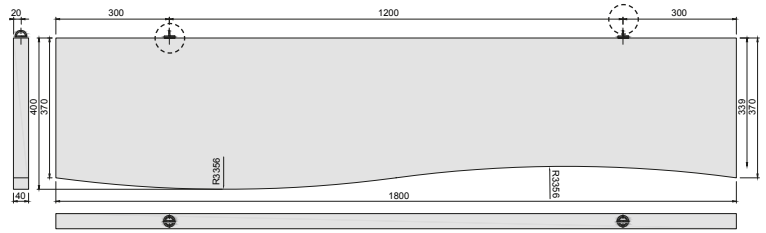
*Other RAL colours available on request.

Dimensions

Module 400 x 1200 x 40 mm



Module 400 x 1800 x 40 mm



Performances

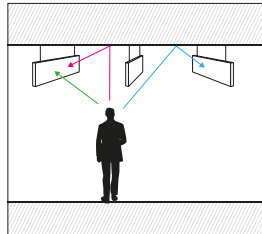


Armstrong OPTIMA Baffles Curves can significantly reduce background noise levels and reverberation times within spaces and enhance speech intelligibility. They provide absorption on all surfaces of the product either as a 'planar' absorber (α_w), when installed as a linear array; or as a 'discrete' absorber (EAA) when installed as separate decorative elements.

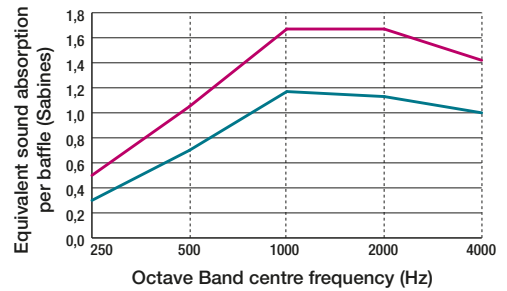
Acoustical Data - 1000 mm airspace

Dimensions	EAA - Sabines*
• OPTIMA Baffles - 400 x 1200 mm	1.00
• OPTIMA Baffles - 400 x 1800 mm	1.45

* Average of 500-4000Hz, laboratory measurements with units suspended at 1000 mm, in accordance with EN ISO 354:2003. Contact the Armstrong Technical Sales team for further acoustic and performance information.

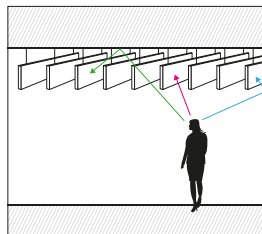


Discrete absorption

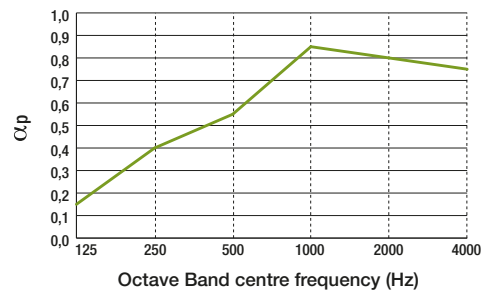


Acoustical Data - 1000 mm total depth (600 mm Void)


Dimension	α_w
• OPTIMA Baffles 400 mm (450 mm centres)	0.60(MH)



Planar absorption

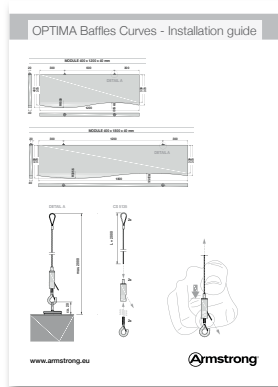


EEA Euroclass B-s1, d0.





Integrated spiral anchors are factory fitted for easy alignment and installation.



Installation guide

Installation

OPTIMA Baffles Curves come complete with integrated spiral anchors for easy alignment and installation – no preparation or assembly is needed on site. Simply fix using a standard grid suspension system or hang individually for soffit using aircraft cable suspension system.

See our separate Installation Guide for full details.

Typical Applications

Great for schools, offices, transport hubs, leisure centres – or any large open areas where normal suspended grid fixing is not possible. They are ideal for low energy buildings using high thermal mass construction techniques, naturally lit areas with skylights or higher profile areas where a distinctive yet economical acoustic solution is needed.



More floating solutions by Armstrong



Download and open the barcode scanner application. Point your phone's camera at this code and scan.

Advisory note

All photographic and design elements supplied in this brochure do not necessarily reflect any recommendation by any of the companies named in this brochure as to the proper use or recommended methods of installation of suspended ceilings and are supplied only as informative material. For technical reasons in printing, differences may appear between colours printed in this brochure and the actual product. The choice of colours should always be made from a sample of the product. All statements and technical information contained in this brochure, or any publication of the companies named in this brochure, relating to Armstrong ceilings are based on results obtained under laboratory test conditions. **It is the responsibility of the user to verify with the seller of the products in writing that such statements and information are appropriate to the specific use intended.** Sales of the products and liability of the selling companies are in accordance with the terms and conditions of sale of the selling company. All product specifications are subject to modifications without prior notice.